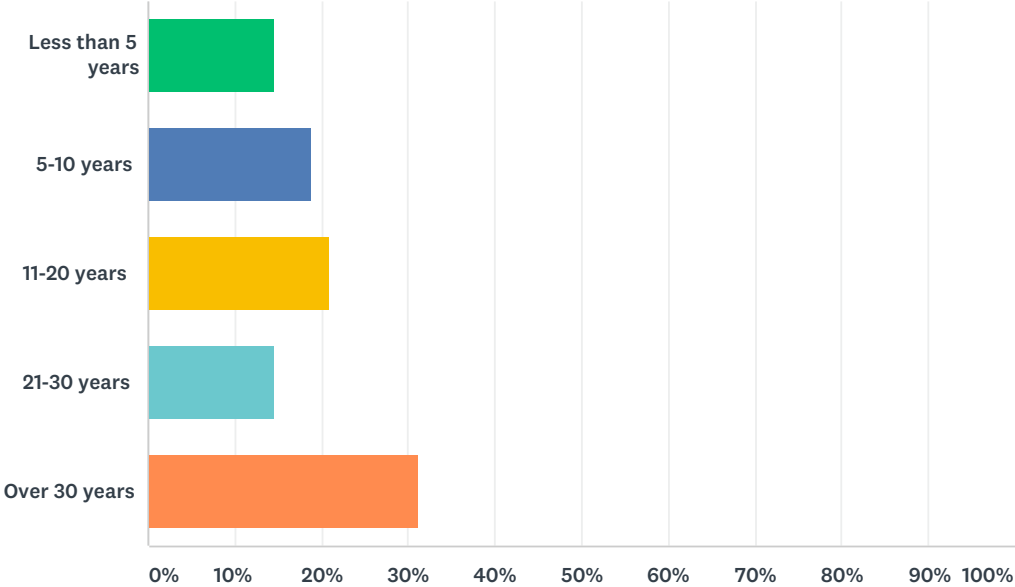


Q1 How many years have you lived in the Cobblecrest Neighborhood?

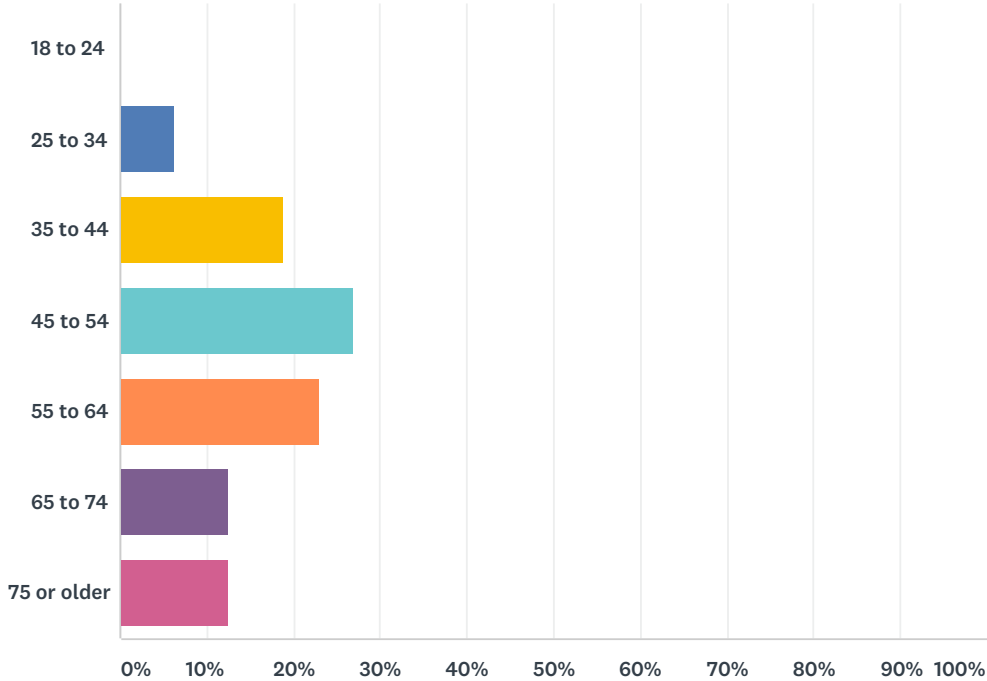
Answered: 48 Skipped: 0



ANSWER CHOICES	RESPONSES
Less than 5 years	14.58% 7
5-10 years	18.75% 9
11-20 years	20.83% 10
21-30 years	14.58% 7
Over 30 years	31.25% 15
TOTAL	48

Q2 What is your age?

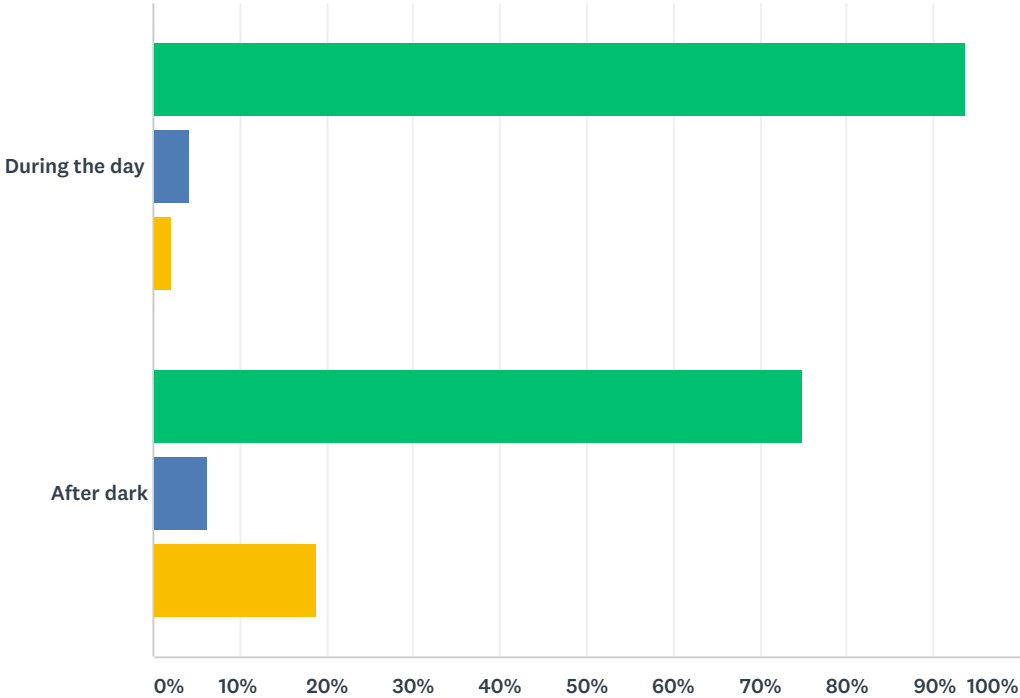
Answered: 48 Skipped: 0



ANSWER CHOICES	RESPONSES	
18 to 24	0.00%	0
25 to 34	6.25%	3
35 to 44	18.75%	9
45 to 54	27.08%	13
55 to 64	22.92%	11
65 to 74	12.50%	6
75 or older	12.50%	6
TOTAL		48

Q3 I feel safe in my neighborhood:

Answered: 48 Skipped: 0

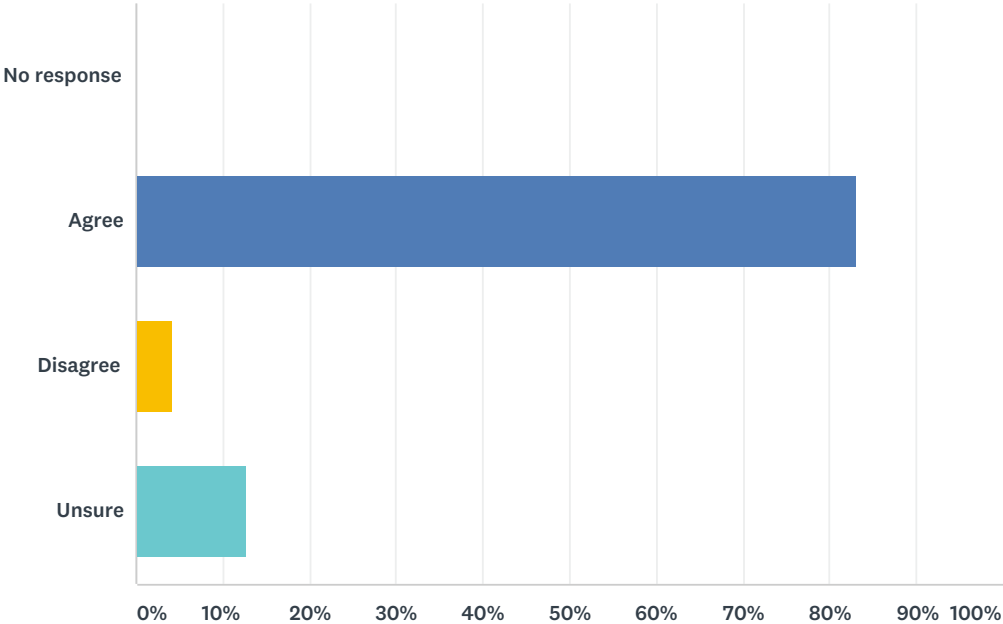


Agree Disagree Unsure

	AGREE	DISAGREE	UNSURE	TOTAL
During the day	93.75% 45	4.17% 2	2.08% 1	48
After dark	75.00% 36	6.25% 3	18.75% 9	48

Q4 I feel my home is safe while I am away.

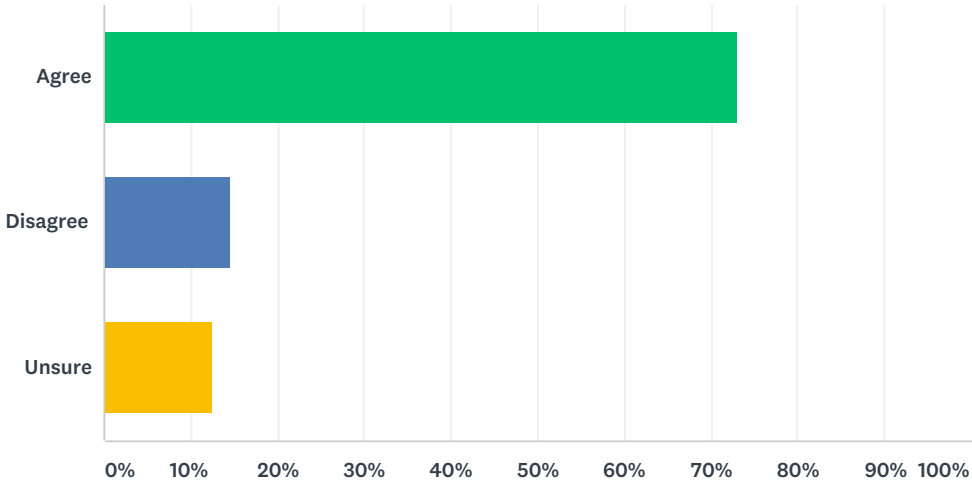
Answered: 47 Skipped: 1



ANSWER CHOICES	RESPONSES	
No response	0.00%	0
Agree	82.98%	39
Disagree	4.26%	2
Unsure	12.77%	6
TOTAL		47

Q5 If I had to be away from my home (example: vacation), I would ask my neighbor to watch my home.

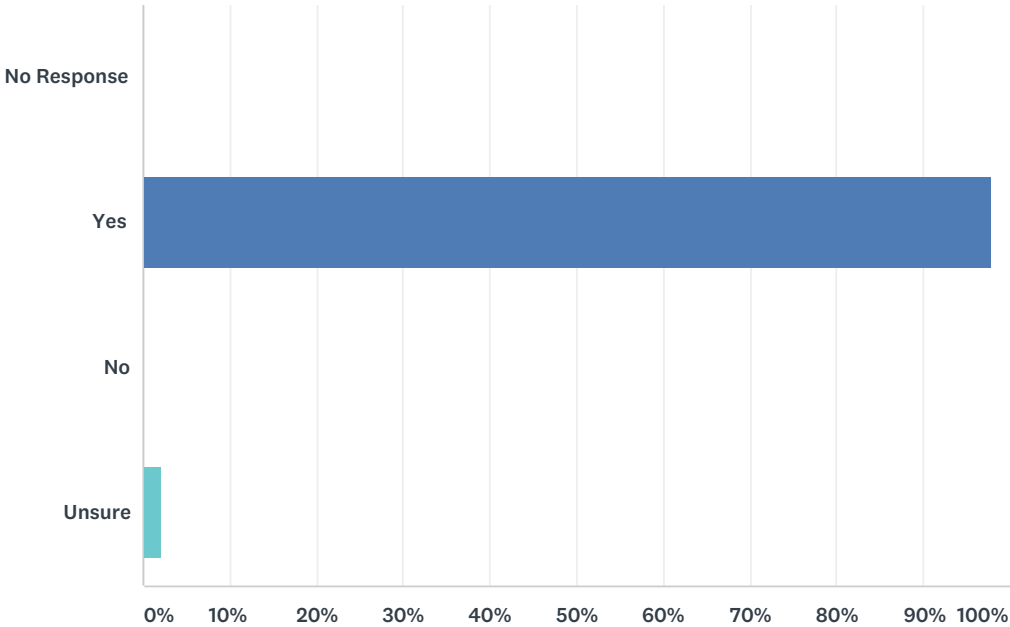
Answered: 48 Skipped: 0



ANSWER CHOICES	RESPONSES
Agree	72.92% 35
Disagree	14.58% 7
Unsure	12.50% 6
TOTAL	48

Q6 I feel comfortable reporting suspicious activity to the St. Louis Park Police Department.

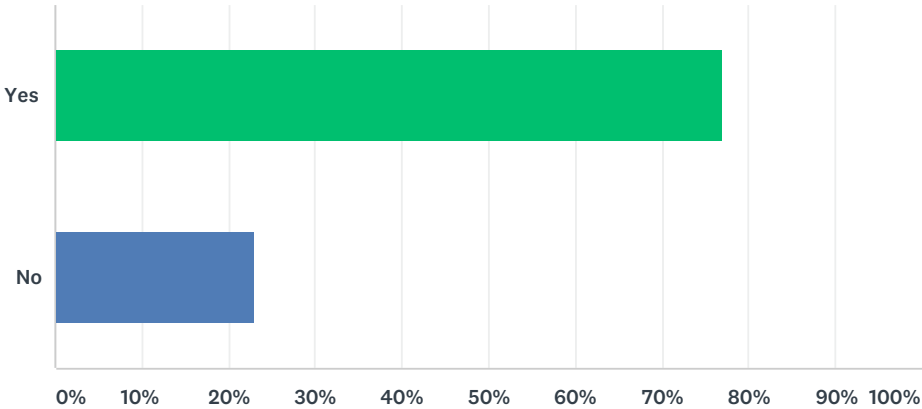
Answered: 48 Skipped: 0



ANSWER CHOICES	RESPONSES	
No Response	0.00%	0
Yes	97.92%	47
No	0.00%	0
Unsure	2.08%	1
TOTAL		48

Q7 I know how to report suspicious activity to the St. Louis Park Police Department:

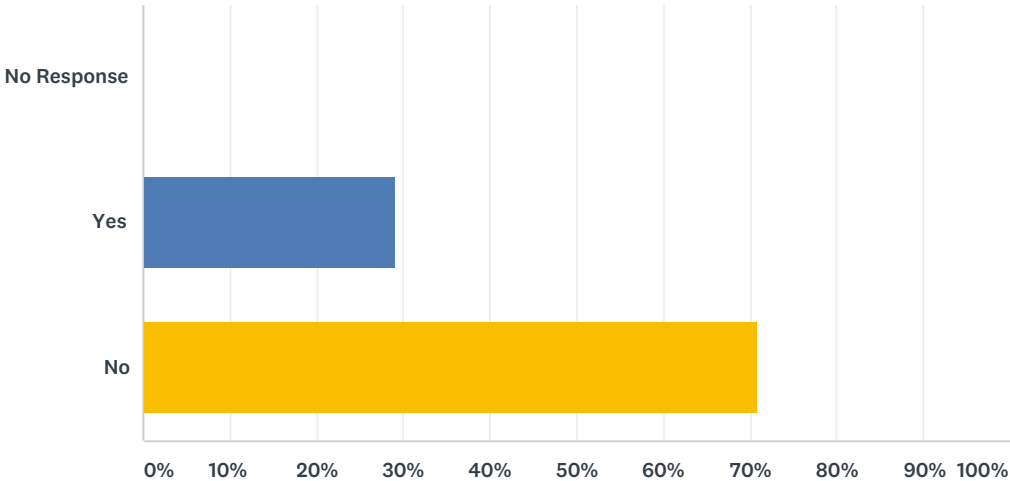
Answered: 48 Skipped: 0



ANSWER CHOICES	RESPONSES	
Yes	77.08%	37
No	22.92%	11
TOTAL		48

Q8 Have you had any contact with the St. Louis Park Police Department in the past year?

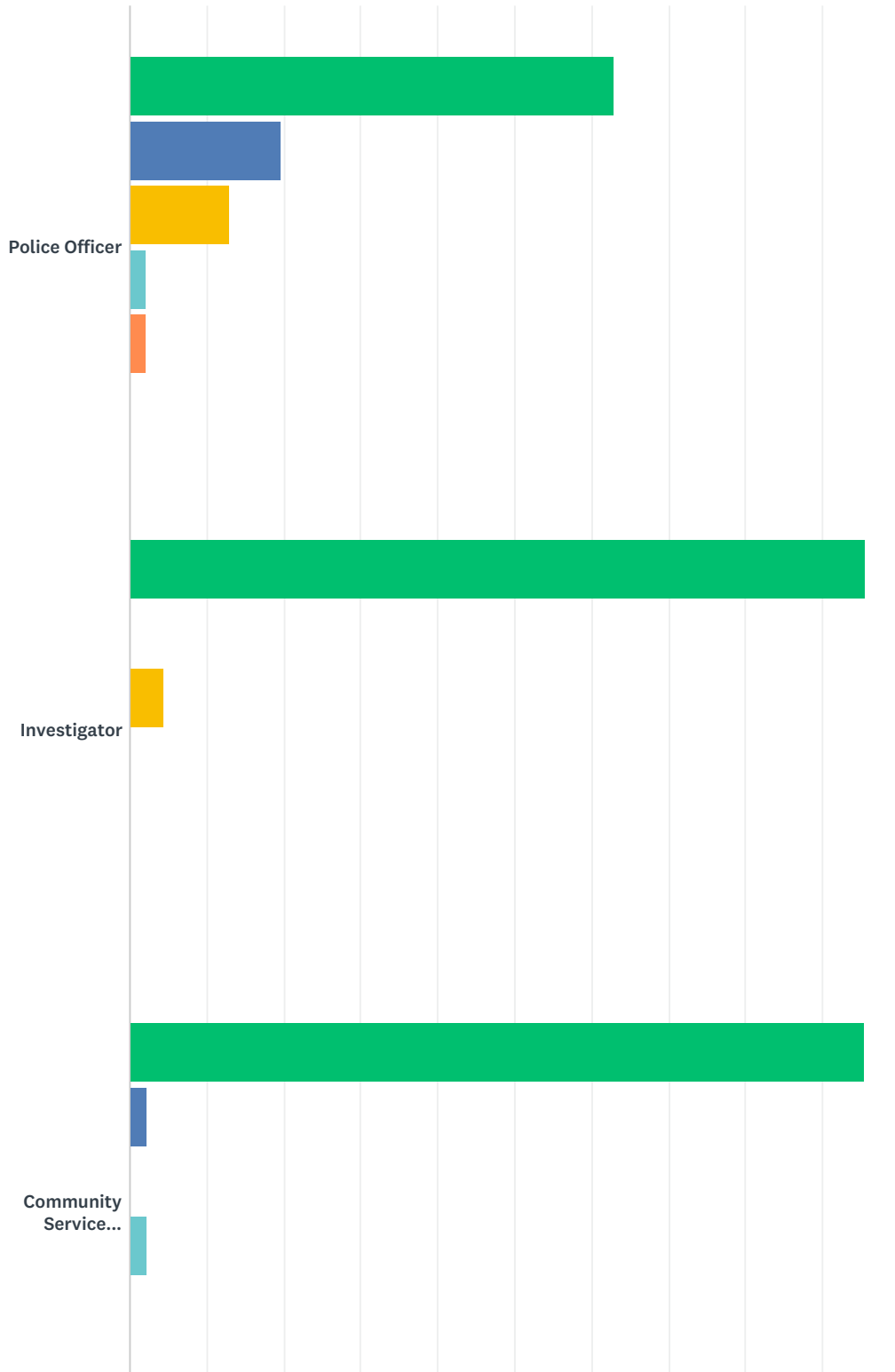
Answered: 48 Skipped: 0



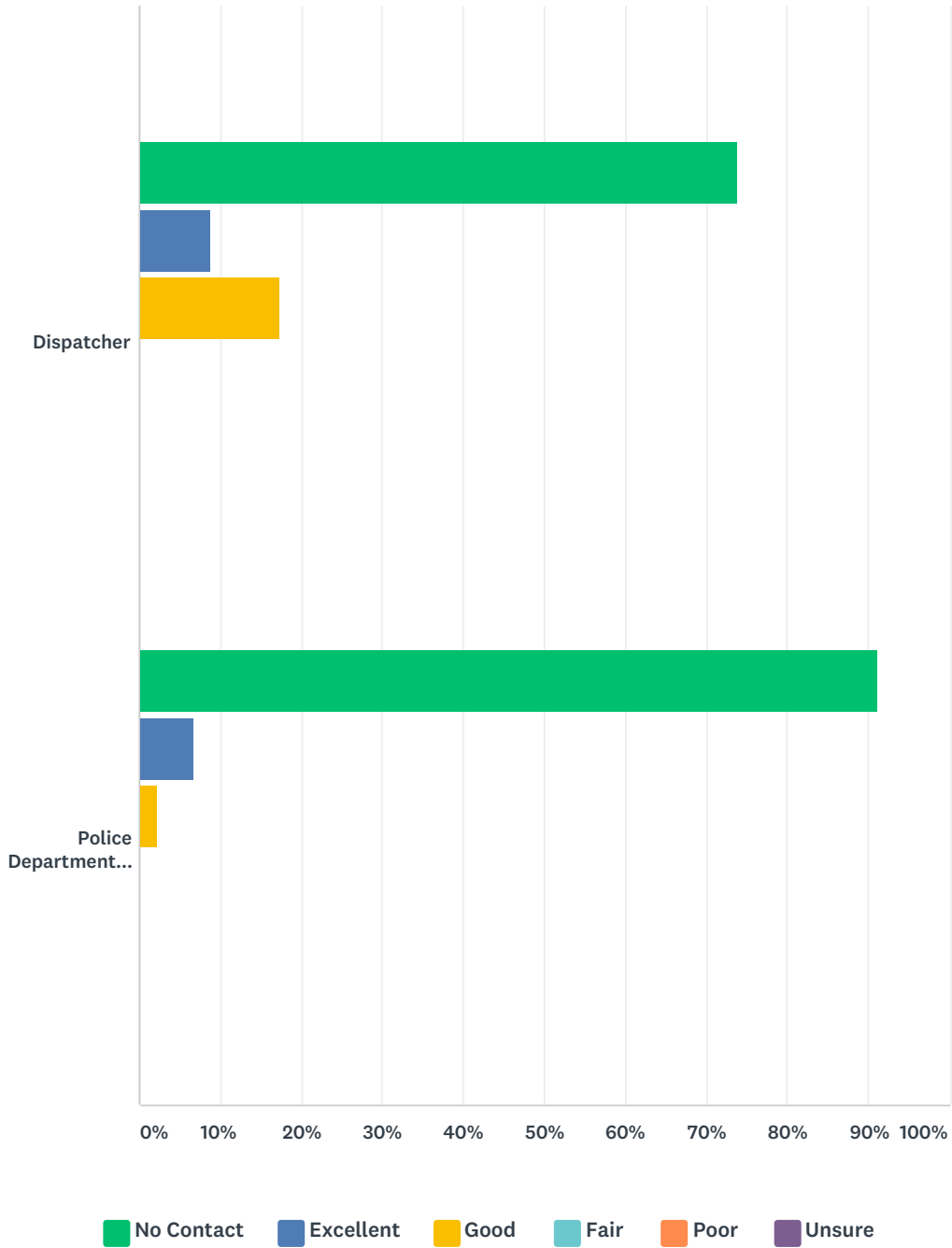
ANSWER CHOICES	RESPONSES
No Response	0.00% 0
Yes	29.17% 14
No	70.83% 34
TOTAL	48

Q9 Please indicate ALL employees with whom you have had contact (in person, by telephone, or other correspondence) within the past year in St. Louis Park. Please rate the level of service you received based on your contact.

Answered: 47 Skipped: 1



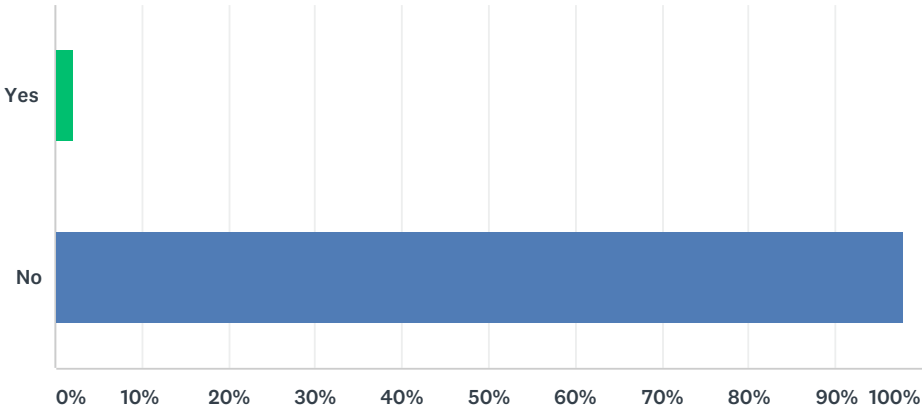
2017 District 43 Cobblecrest Neighborhood Survey



	NO CONTACT	EXCELLENT	GOOD	FAIR	POOR	UNSURE	TOTAL
Police Officer	63.04% 29	19.57% 9	13.04% 6	2.17% 1	2.17% 1	0.00% 0	46
Investigator	95.56% 43	0.00% 0	4.44% 2	0.00% 0	0.00% 0	0.00% 0	45
Community Service Officer/Animal Control	95.45% 42	2.27% 1	0.00% 0	2.27% 1	0.00% 0	0.00% 0	44
Dispatcher	73.91% 34	8.70% 4	17.39% 8	0.00% 0	0.00% 0	0.00% 0	46
Police Department Clerical Staff	91.11% 41	6.67% 3	2.22% 1	0.00% 0	0.00% 0	0.00% 0	45

Q10 In the past year, I have been a victim of a crime in St. Louis Park. (If no, please skip to Question #13.)

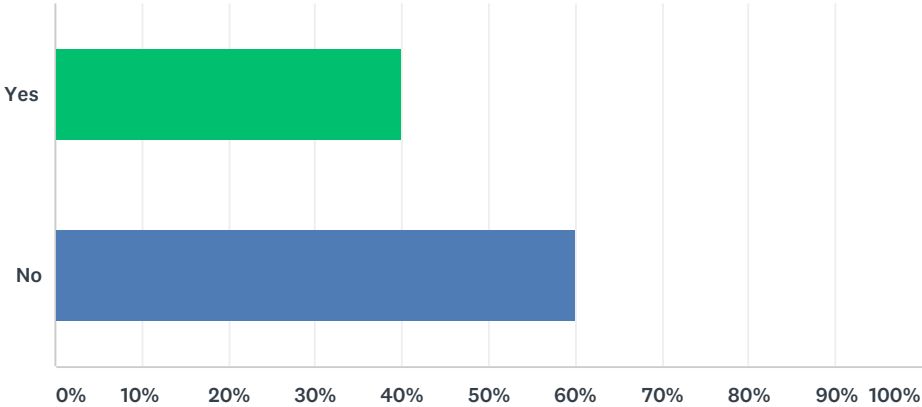
Answered: 46 Skipped: 2



ANSWER CHOICES	RESPONSES	
Yes	2.17%	1
No	97.83%	45
TOTAL		46

Q11 Did you report the crime to the St. Louis Park Police Department?

Answered: 5 Skipped: 43



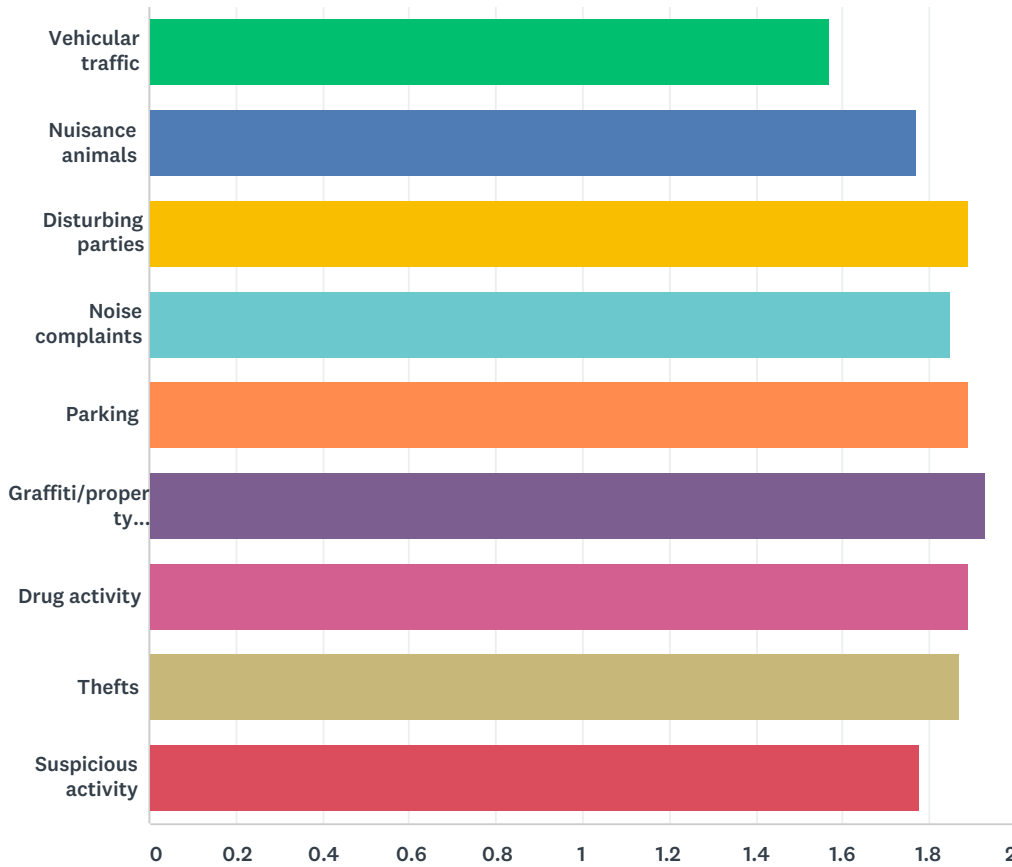
ANSWER CHOICES	RESPONSES	
Yes	40.00%	2
No	60.00%	3
TOTAL		5

Q12 What crime were you the victim of?

Answered: 3 Skipped: 45

Q13 Please select "yes" or "no" to any of the issues below that pertain to the Cobblecrest Neighborhood:

Answered: 48 Skipped: 0



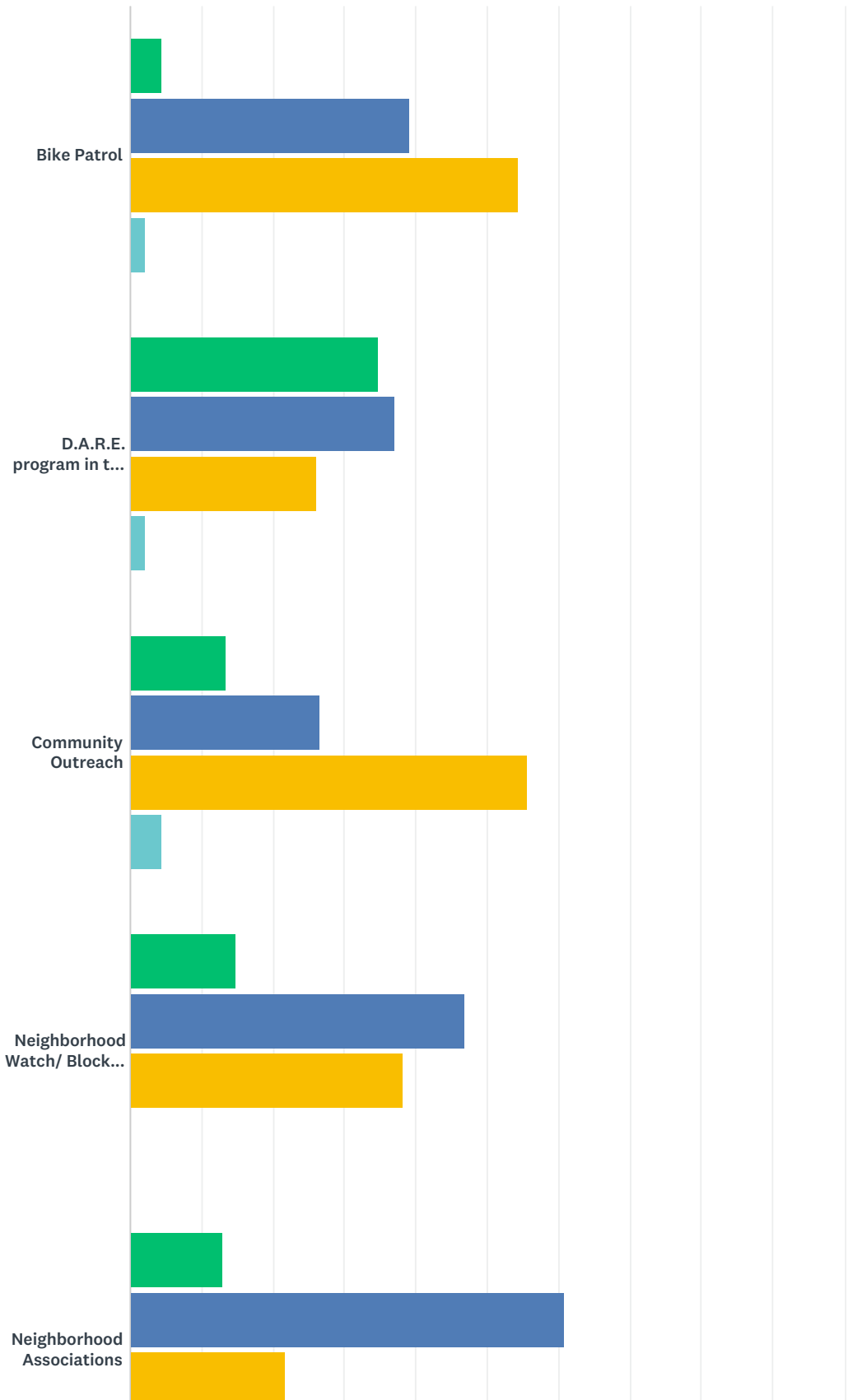
	YES	NO	TOTAL	WEIGHTED AVERAGE
Vehicular traffic	42.55% 20	57.45% 27	47	1.57
Nuisance animals	23.40% 11	76.60% 36	47	1.77
Disturbing parties	10.87% 5	89.13% 41	46	1.89
Noise complaints	14.58% 7	85.42% 41	48	1.85
Parking	10.87% 5	89.13% 41	46	1.89
Graffiti/property damage/vandalism	6.52% 3	93.48% 43	46	1.93
Drug activity	10.87% 5	89.13% 41	46	1.89
Thefts	12.77% 6	87.23% 41	47	1.87
Suspicious activity	21.74% 10	78.26% 36	46	1.78

Q14 If you answered "yes" to any of the above issues, please provide specific locations, time of day and other details for each issue to help us better understand this issue in your neighborhood (if you answered "no" to all of the above issues, please skip to question 15):

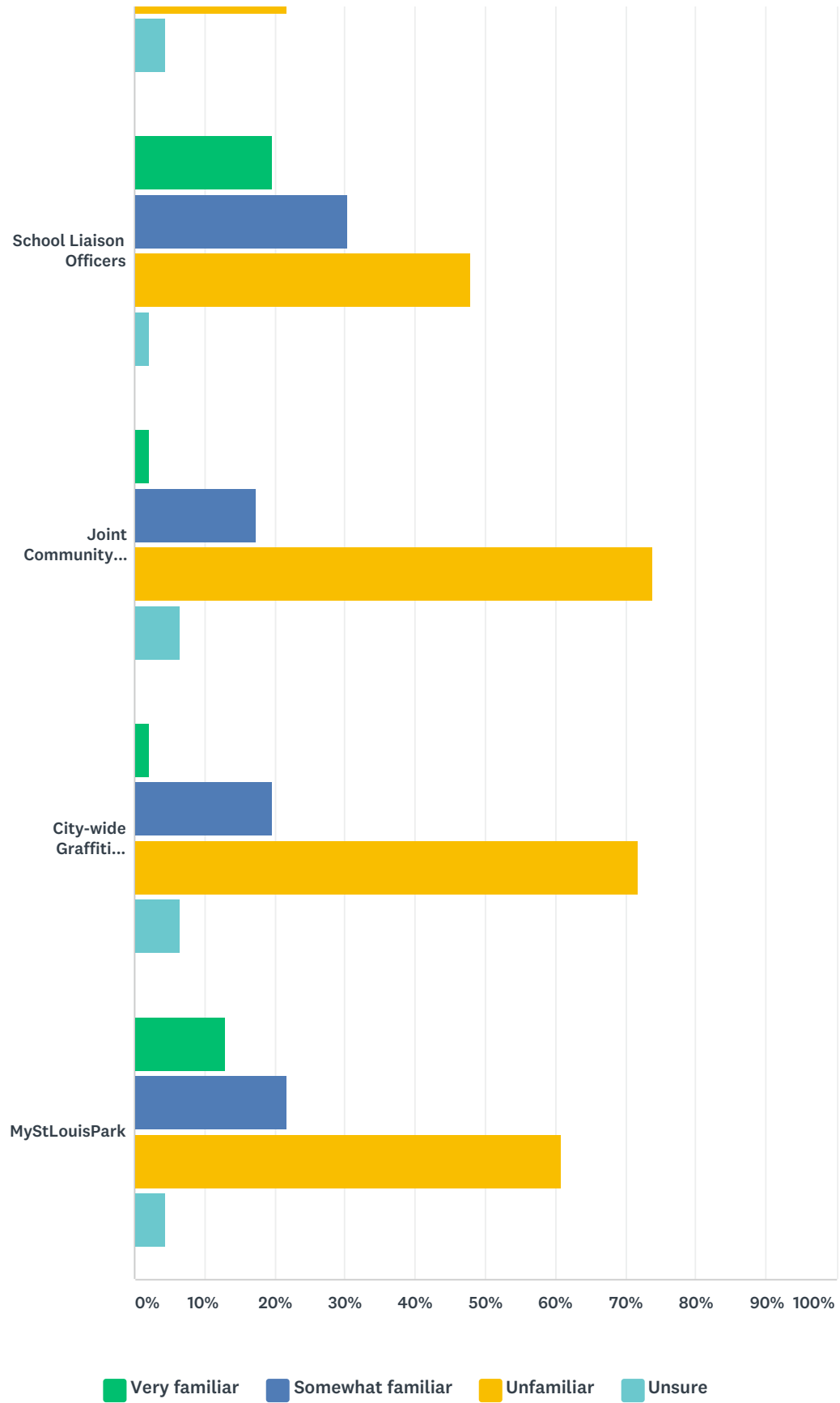
Answered: 25 Skipped: 23

Q15 How familiar are you with the following programs?

Answered: 47 Skipped: 1



2017 District 43 Cobblecrest Neighborhood Survey



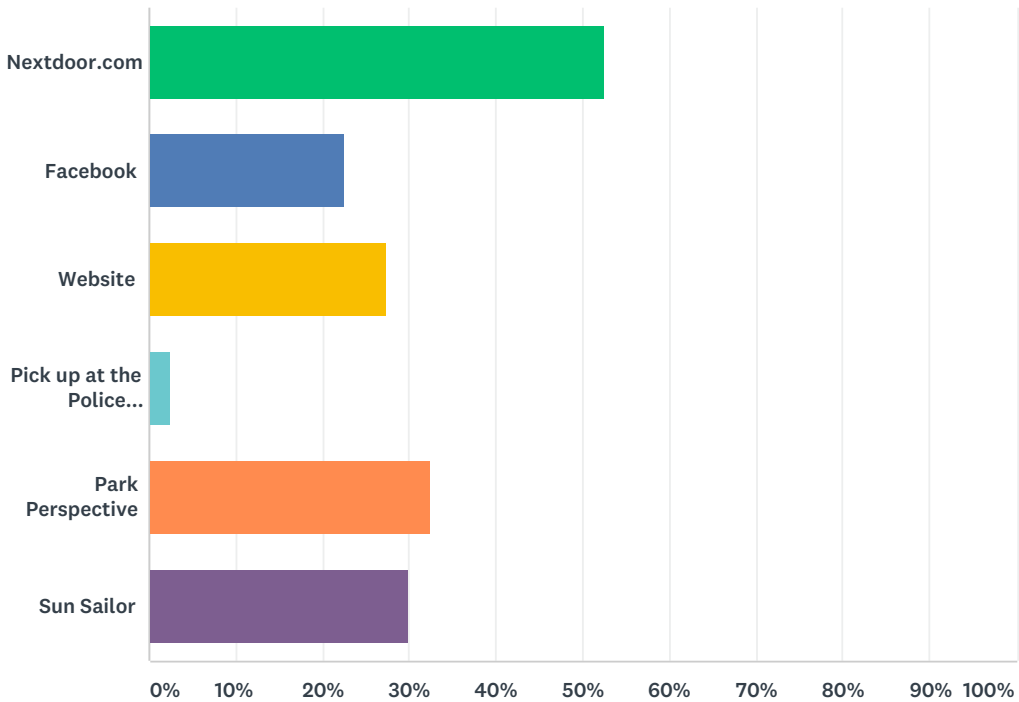
	VERY FAMILIAR	SOMEWHAT FAMILIAR	UNFAMILIAR	UNSURE	TOTAL
Bike Patrol	4.35%	39.13%	54.35%	2.17%	46
	2	18	25	1	

2017 District 43 Cobblecrest Neighborhood Survey

D.A.R.E. program in the schools	34.78% 16	36.96% 17	26.09% 12	2.17% 1	46
Community Outreach	13.33% 6	26.67% 12	55.56% 25	4.44% 2	45
Neighborhood Watch/ Block Captains	14.89% 7	46.81% 22	38.30% 18	0.00% 0	47
Neighborhood Associations	13.04% 6	60.87% 28	21.74% 10	4.35% 2	46
School Liaison Officers	19.57% 9	30.43% 14	47.83% 22	2.17% 1	46
Joint Community Police Partnership	2.17% 1	17.39% 8	73.91% 34	6.52% 3	46
City-wide Graffiti Efforts	2.17% 1	19.57% 9	71.74% 33	6.52% 3	46
MyStLouisPark	13.04% 6	21.74% 10	60.87% 28	4.35% 2	46

Q16 If you answered "Unfamiliar" for any of the programs mentioned in Question #22, please indicate the best way the St. Louis Park Police Department can get the information to you:

Answered: 40 Skipped: 8



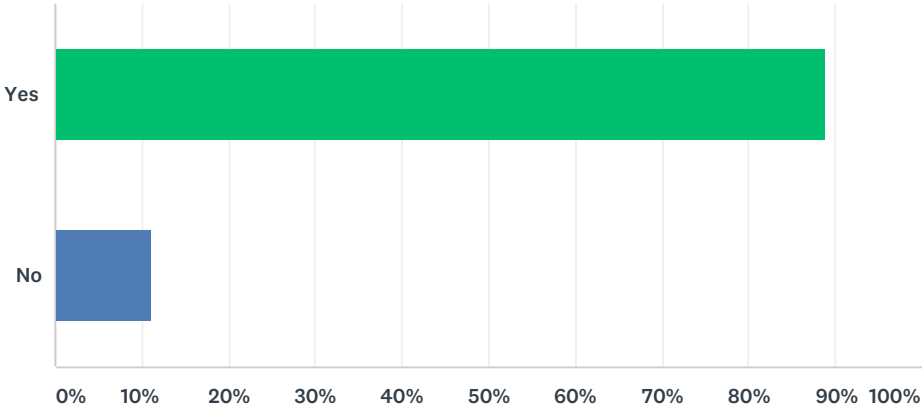
ANSWER CHOICES	RESPONSES	
Nextdoor.com	52.50%	21
Facebook	22.50%	9
Website	27.50%	11
Pick up at the Police Department	2.50%	1
Park Perspective	32.50%	13
Sun Sailor	30.00%	12
Total Respondents: 40		

Q17 The St. Louis Park Police Department has a Facebook page. What would you like to see posted on the page?

Answered: 14 Skipped: 34

Q18 Should the St. Louis Park Police Department consider implementing body worn cameras to assist in providing public safety, evidence collection and transparency?

Answered: 45 Skipped: 3



ANSWER CHOICES	RESPONSES	
Yes	88.89%	40
No	11.11%	5
TOTAL		45

Q19 Please type any additional comments, concerns, or suggestions you may have for the St. Louis Park Police Department. If there is something that you feel needs immediate attention, please call the police non-emergency phone number at 952-924-2618. If you have a concern that you would like us to contact you about, please specify the concern below and provide daytime contact information. Thank you.

Answered: 16 Skipped: 32