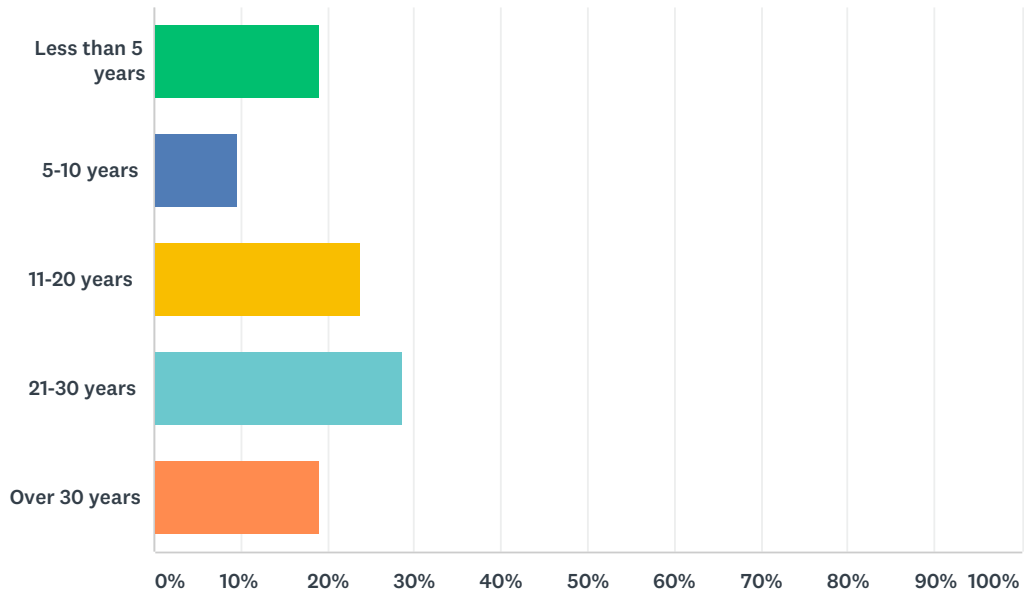


# Q1 How many years have you lived in the Minnehaha Neighborhood?

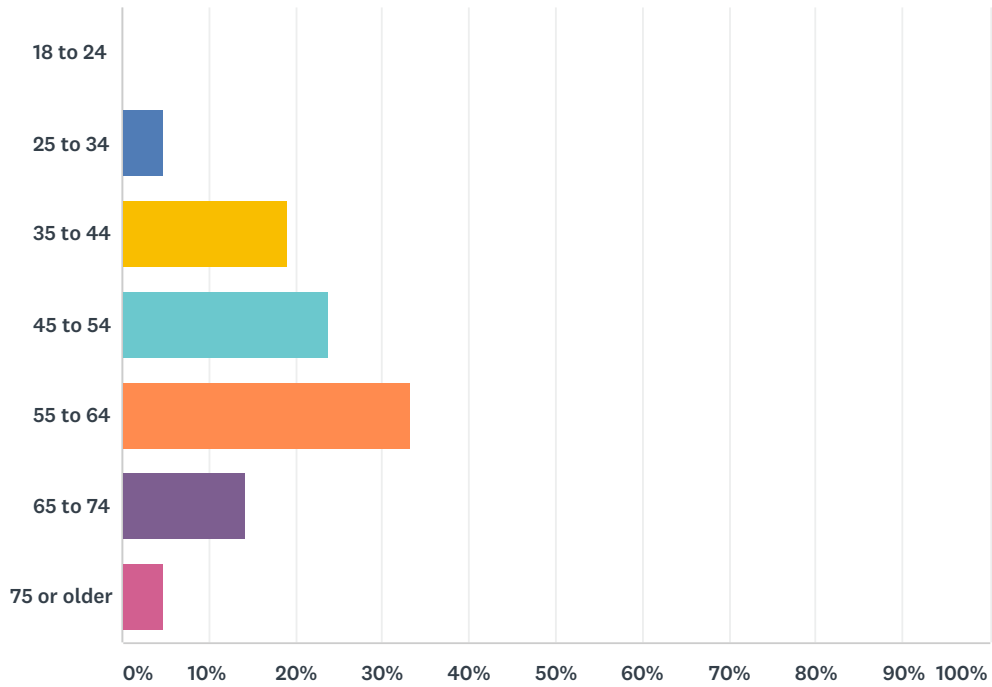
Answered: 21 Skipped: 0



ANSWER CHOICES	RESPONSES	
Less than 5 years	19.05%	4
5-10 years	9.52%	2
11-20 years	23.81%	5
21-30 years	28.57%	6
Over 30 years	19.05%	4
<b>TOTAL</b>		<b>21</b>

## Q2 What is your age?

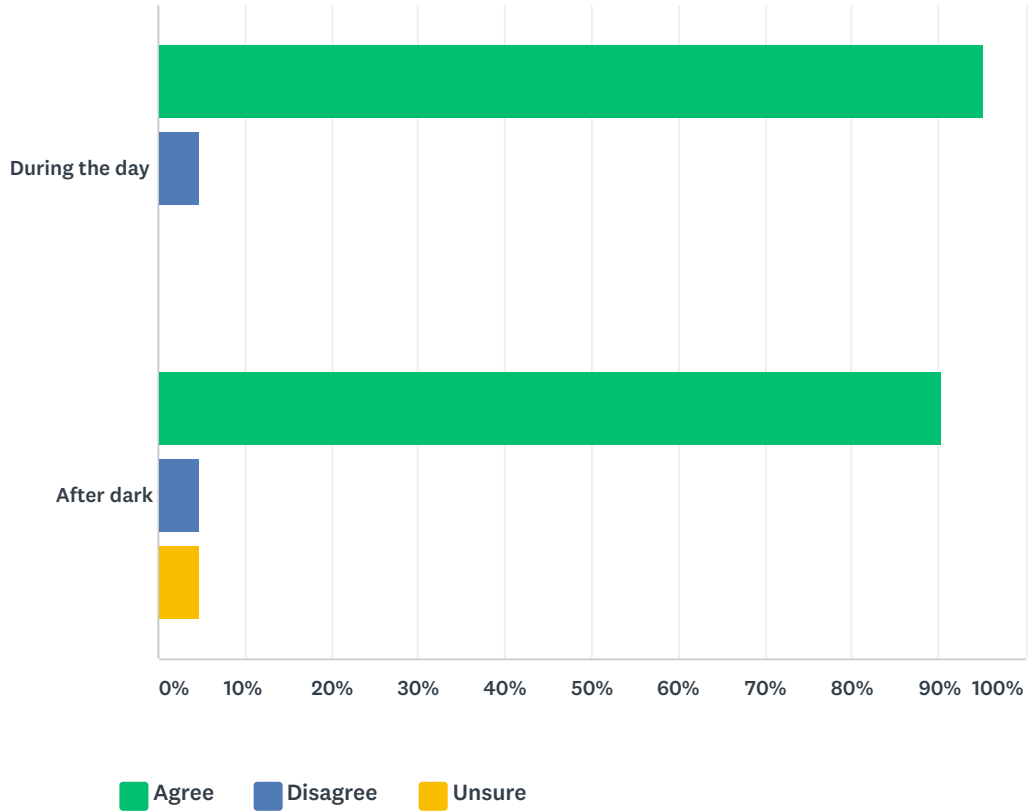
Answered: 21 Skipped: 0



ANSWER CHOICES	RESPONSES	
18 to 24	0.00%	0
25 to 34	4.76%	1
35 to 44	19.05%	4
45 to 54	23.81%	5
55 to 64	33.33%	7
65 to 74	14.29%	3
75 or older	4.76%	1
<b>TOTAL</b>		<b>21</b>

### Q3 I feel safe in my neighborhood:

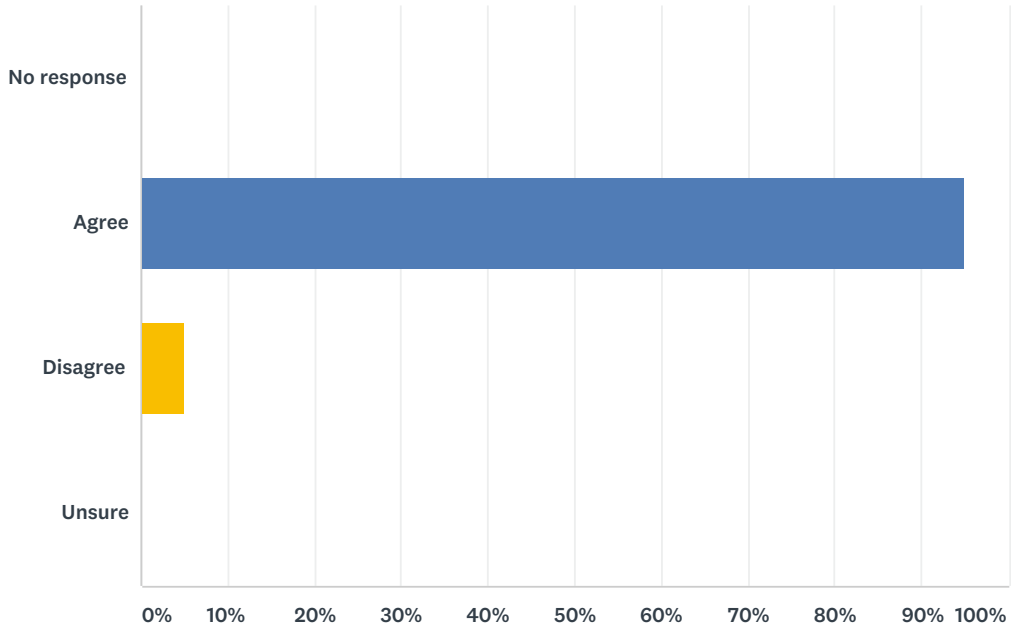
Answered: 21 Skipped: 0



	AGREE	DISAGREE	UNSURE	TOTAL
During the day	95.24% 20	4.76% 1	0.00% 0	21
After dark	90.48% 19	4.76% 1	4.76% 1	21

### Q4 I feel my home is safe while I am away.

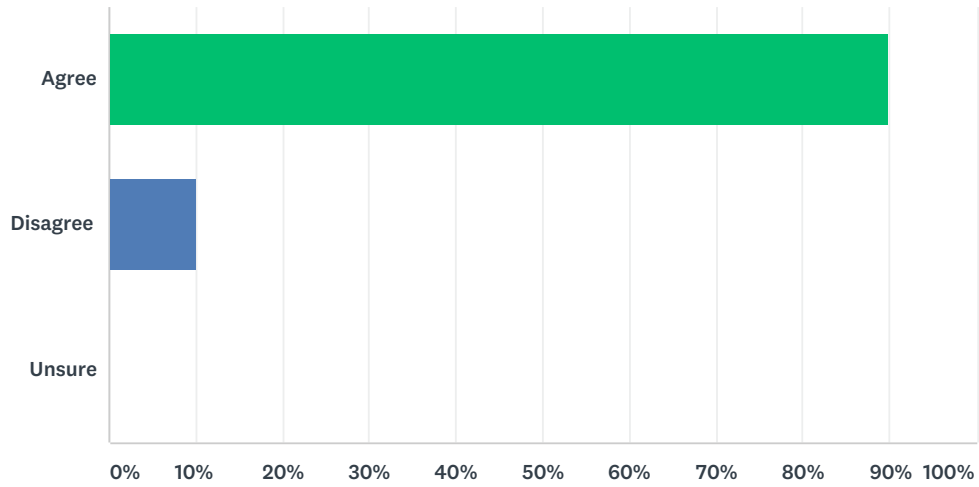
Answered: 20 Skipped: 1



ANSWER CHOICES	RESPONSES	
No response	0.00%	0
Agree	95.00%	19
Disagree	5.00%	1
Unsure	0.00%	0
<b>TOTAL</b>		<b>20</b>

Q5 If I had to be away from my home (example: vacation), I would ask my neighbor to watch my home.

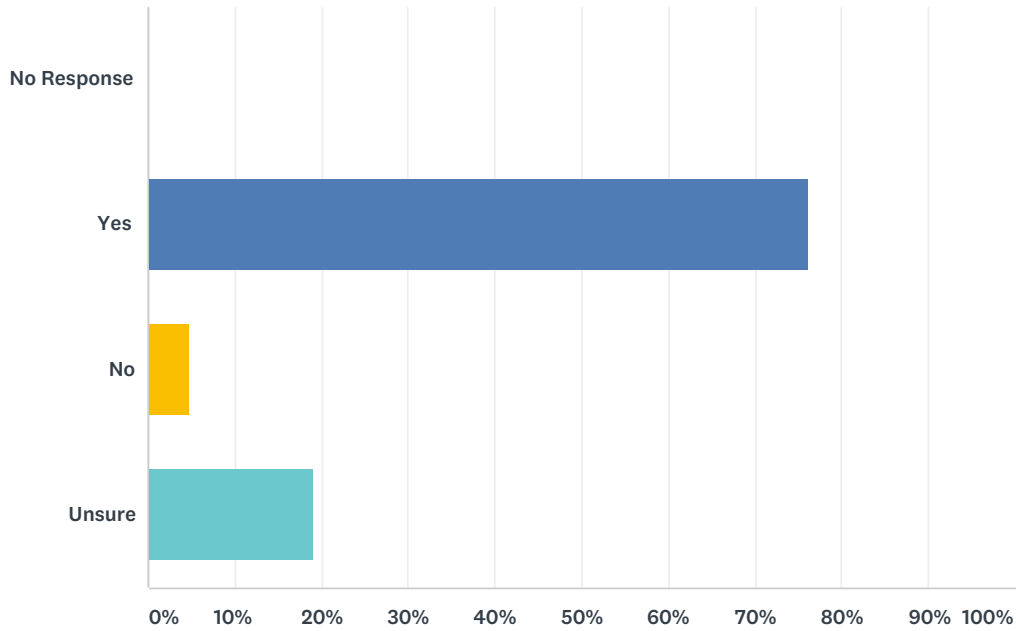
Answered: 20 Skipped: 1



ANSWER CHOICES	RESPONSES	
Agree	90.00%	18
Disagree	10.00%	2
Unsure	0.00%	0
TOTAL		20

## Q6 I feel comfortable reporting suspicious activity to the St. Louis Park Police Department.

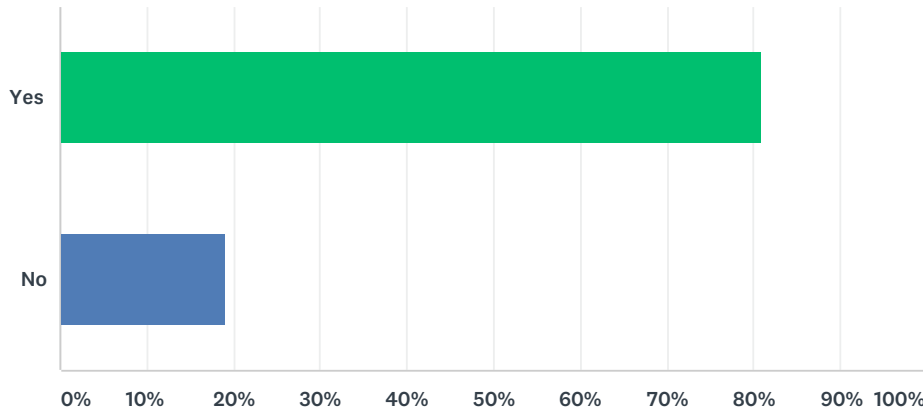
Answered: 21 Skipped: 0



ANSWER CHOICES	RESPONSES	
No Response	0.00%	0
Yes	76.19%	16
No	4.76%	1
Unsure	19.05%	4
<b>TOTAL</b>		<b>21</b>

### Q7 I know how to report suspicious activity to the St. Louis Park Police Department:

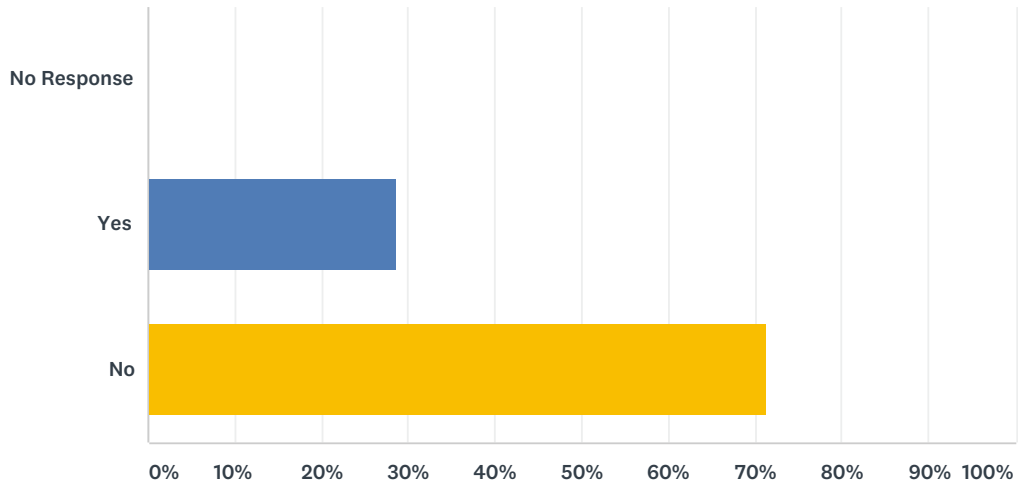
Answered: 21 Skipped: 0



ANSWER CHOICES	RESPONSES	
Yes	80.95%	17
No	19.05%	4
TOTAL		21

## Q8 Have you had any contact with the St. Louis Park Police Department in the past year?

Answered: 21 Skipped: 0

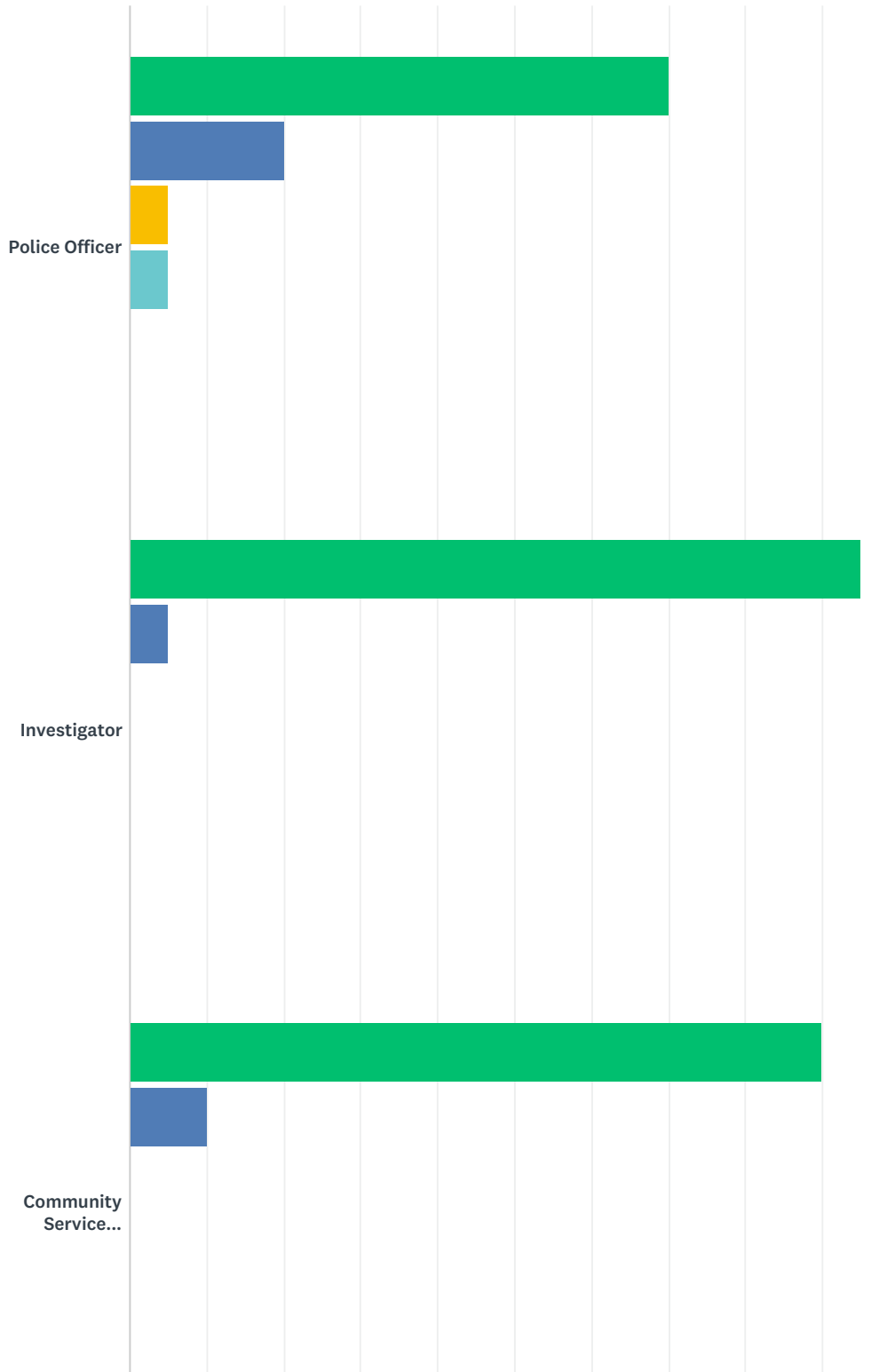


ANSWER CHOICES	RESPONSES	
No Response	0.00%	0
Yes	28.57%	6
No	71.43%	15
<b>TOTAL</b>		<b>21</b>

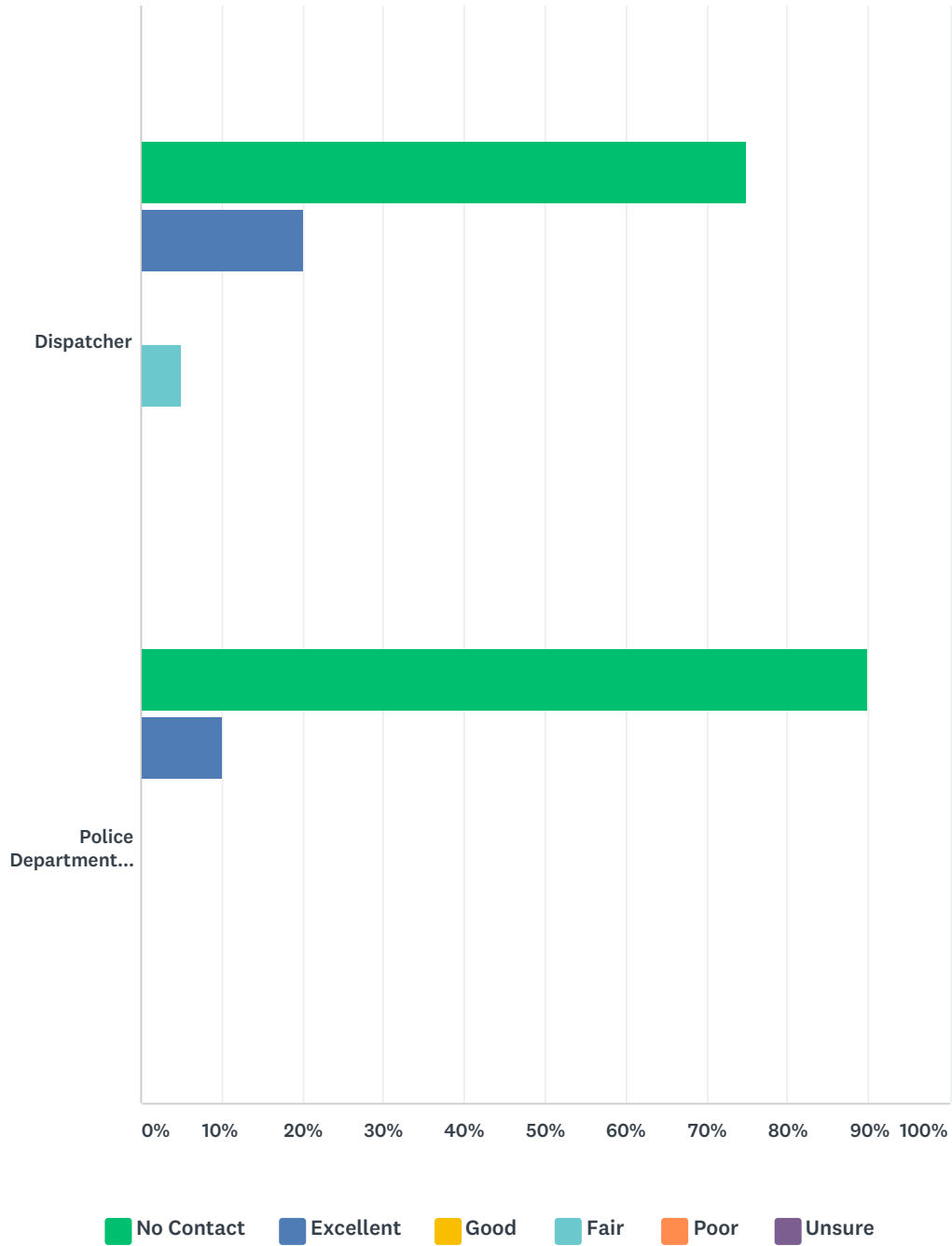


Q9 Please indicate ALL employees with whom you have had contact (in person, by telephone, or other correspondence) within the past year in St. Louis Park. Please rate the level of service you received based on your contact.

Answered: 20 Skipped: 1



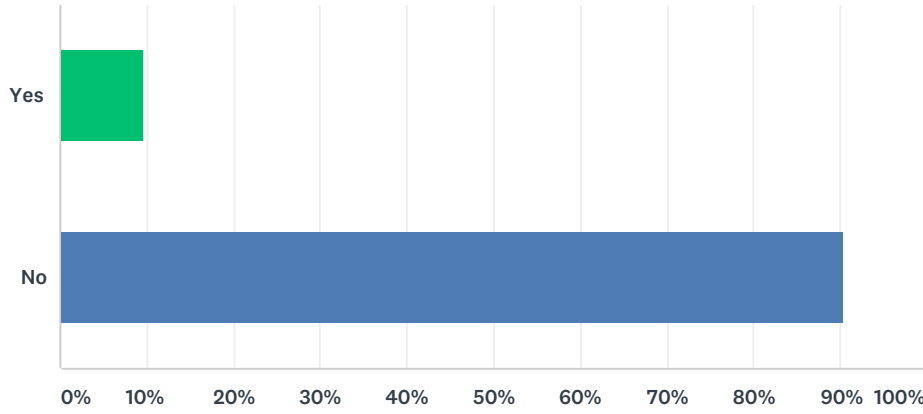
## 2017 District 43 Minnehaha Neighborhood Survey



	NO CONTACT	EXCELLENT	GOOD	FAIR	POOR	UNSURE	TOTAL
Police Officer	70.00% 14	20.00% 4	5.00% 1	5.00% 1	0.00% 0	0.00% 0	20
Investigator	95.00% 19	5.00% 1	0.00% 0	0.00% 0	0.00% 0	0.00% 0	20
Community Service Officer/Animal Control	90.00% 18	10.00% 2	0.00% 0	0.00% 0	0.00% 0	0.00% 0	20
Dispatcher	75.00% 15	20.00% 4	0.00% 0	5.00% 1	0.00% 0	0.00% 0	20
Police Department Clerical Staff	90.00% 18	10.00% 2	0.00% 0	0.00% 0	0.00% 0	0.00% 0	20

Q10 In the past year, I have been a victim of a crime in St. Louis Park. (If no, please skip to Question #13.)

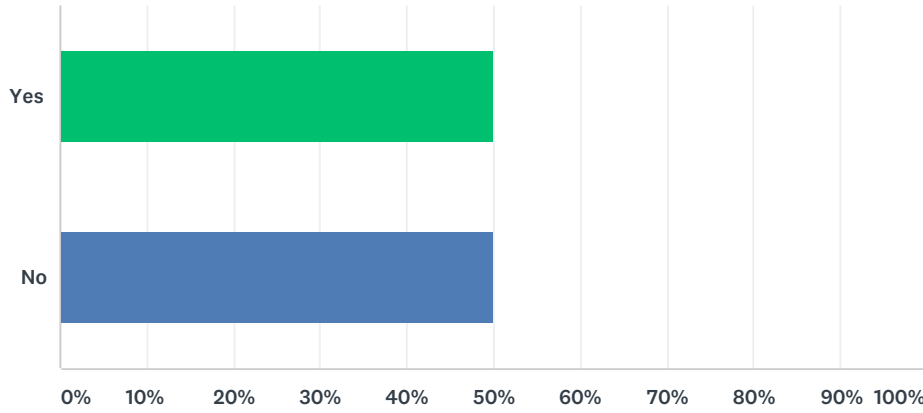
Answered: 21 Skipped: 0



ANSWER CHOICES	RESPONSES	
Yes	9.52%	2
No	90.48%	19
TOTAL		21

### Q11 Did you report the crime to the St. Louis Park Police Department?

Answered: 2 Skipped: 19



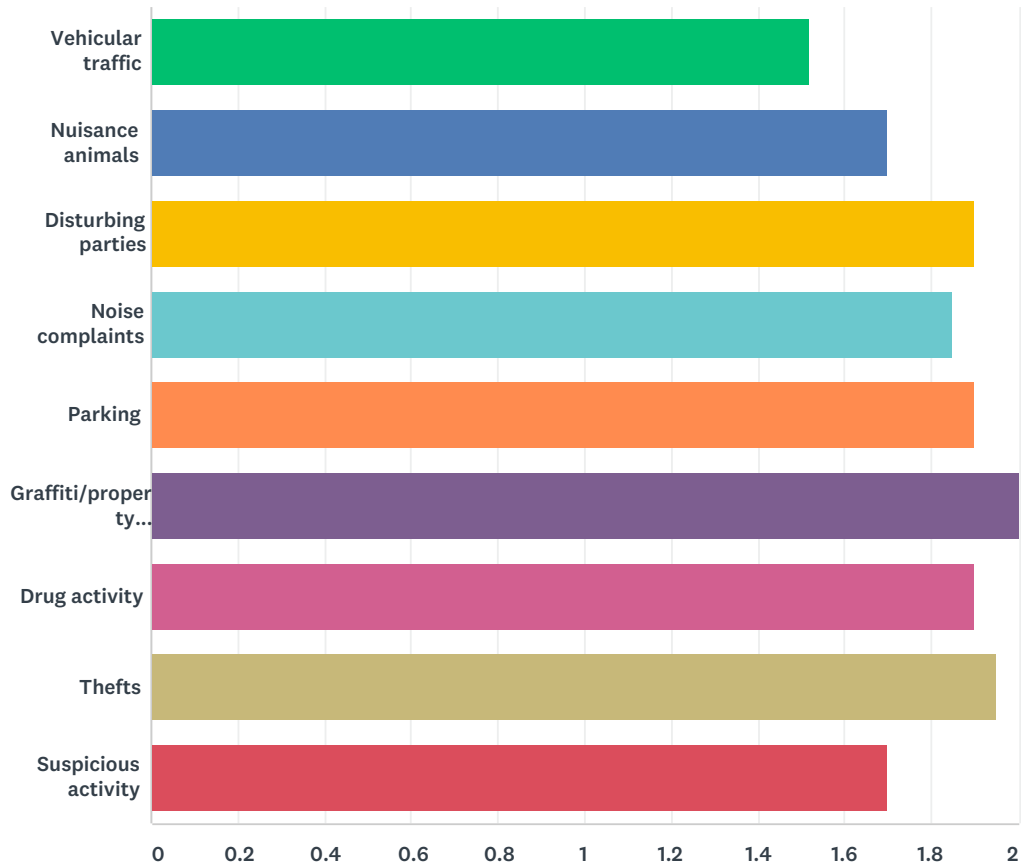
ANSWER CHOICES	RESPONSES	
Yes	50.00%	1
No	50.00%	1
TOTAL		2

## Q12 What crime were you the victim of?

Answered: 2 Skipped: 19

### Q13 Please select "yes" or "no" to any of the issues below that pertain to the Minnehaha Neighborhood:

Answered: 21 Skipped: 0



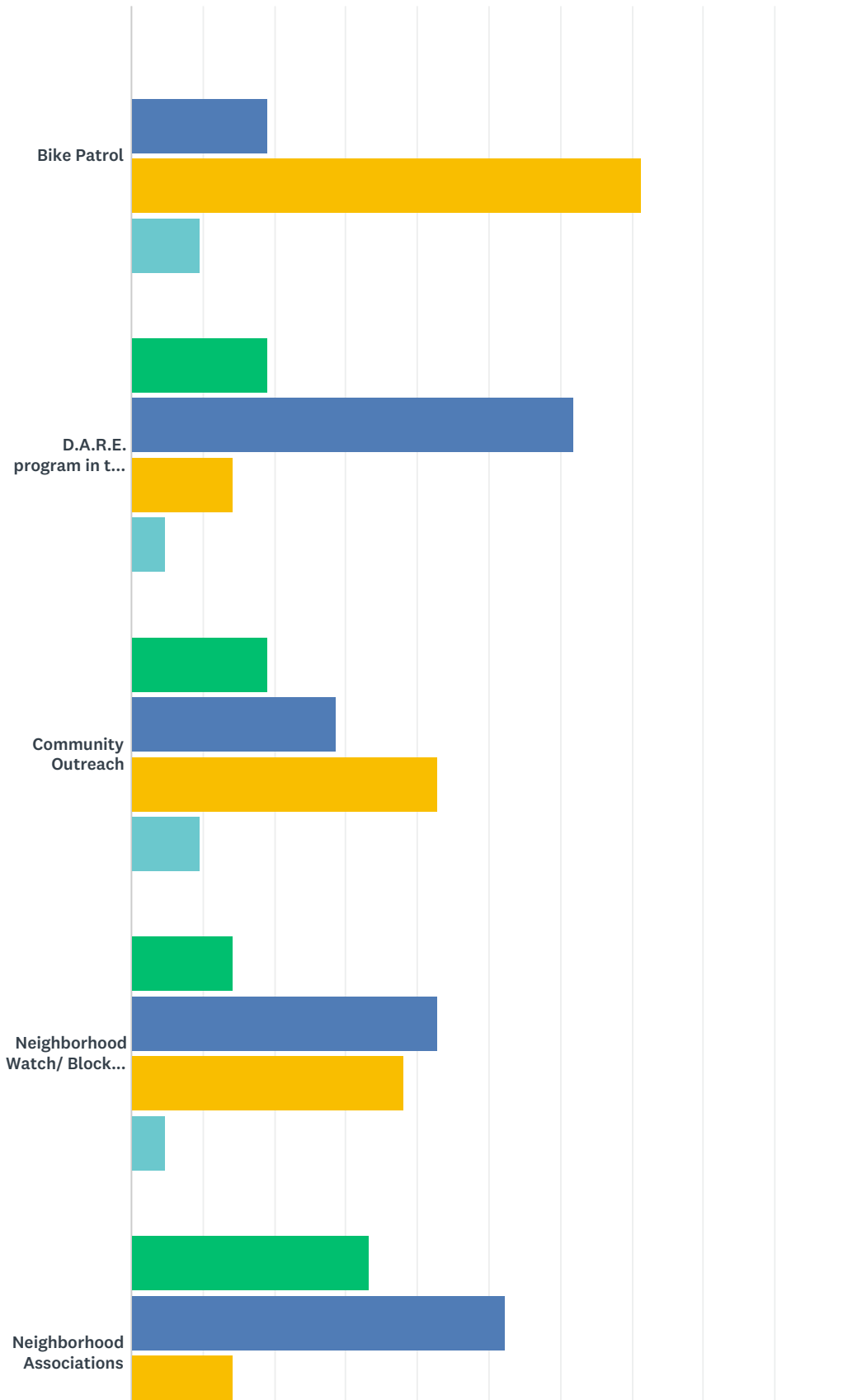
	YES	NO	TOTAL	WEIGHTED AVERAGE
Vehicular traffic	47.62% 10	52.38% 11	21	1.52
Nuisance animals	30.00% 6	70.00% 14	20	1.70
Disturbing parties	10.00% 2	90.00% 18	20	1.90
Noise complaints	15.00% 3	85.00% 17	20	1.85
Parking	10.00% 2	90.00% 18	20	1.90
Graffiti/property damage/vandalism	0.00% 0	100.00% 20	20	2.00
Drug activity	10.00% 2	90.00% 18	20	1.90
Thefts	5.00% 1	95.00% 19	20	1.95
Suspicious activity	30.00% 6	70.00% 14	20	1.70

Q14 If you answered "yes" to any of the above issues, please provide specific locations, time of day and other details for each issue to help us better understand this issue in your neighborhood (if you answered "no" to all of the above issues, please skip to question 15):

Answered: 13 Skipped: 8

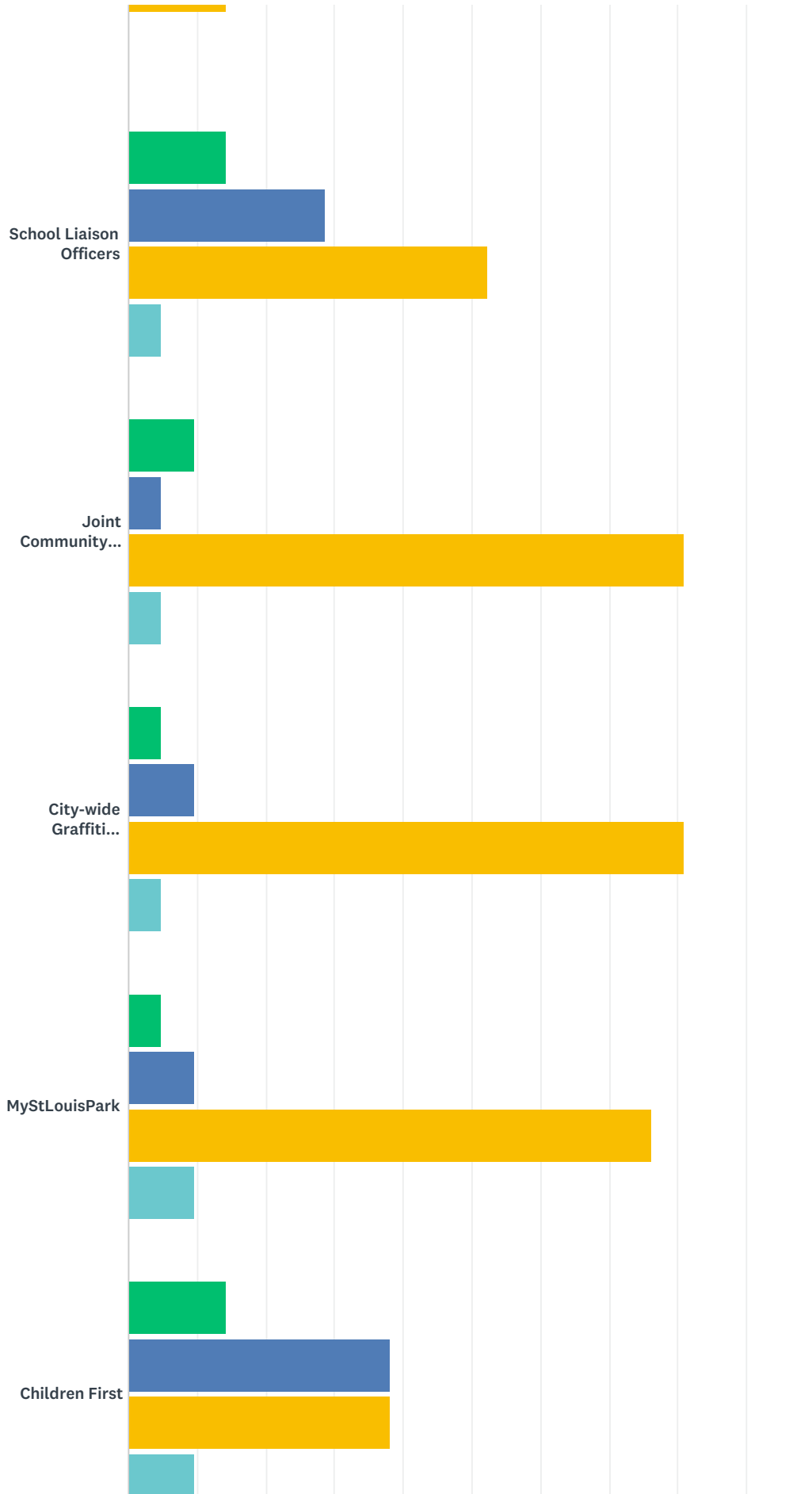
# Q15 How familiar are you with the following programs and initiatives?

Answered: 21 Skipped: 0

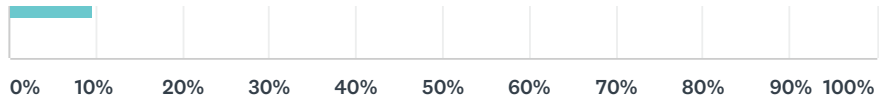




2017 District 43 Minnehaha Neighborhood Survey



## 2017 District 43 Minnehaha Neighborhood Survey

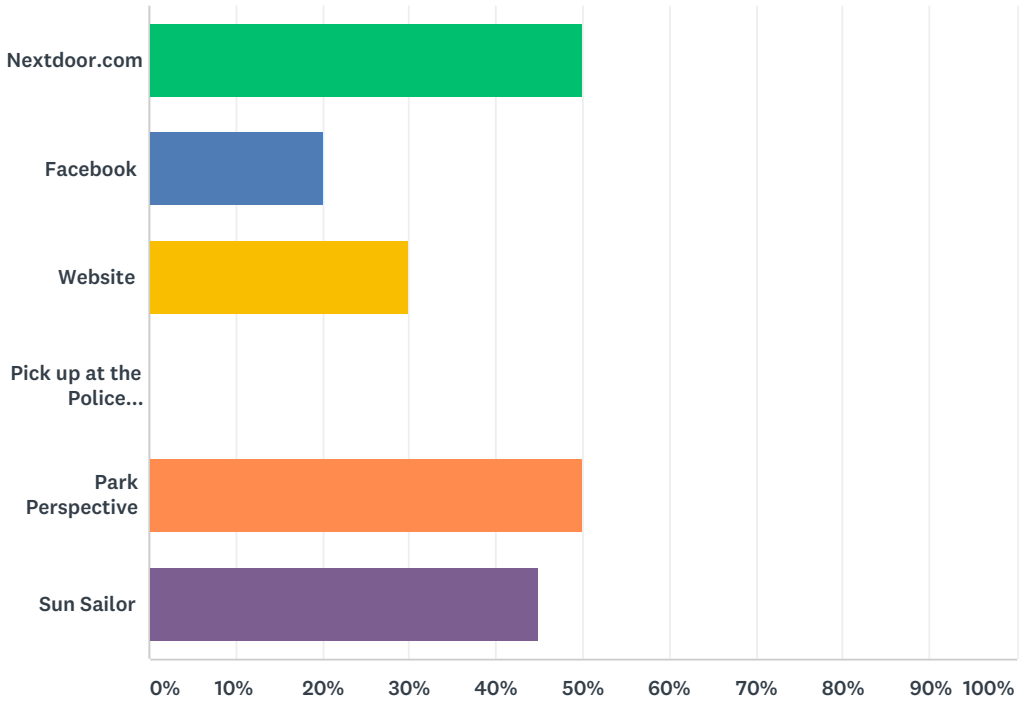


■ Very familiar   
 ■ Somewhat familiar   
 ■ Unfamiliar   
 ■ Unsure

	VERY FAMILIAR	SOMEWHAT FAMILIAR	UNFAMILIAR	UNSURE	TOTAL
Bike Patrol	0.00% 0	19.05% 4	71.43% 15	9.52% 2	21
D.A.R.E. program in the schools	19.05% 4	61.90% 13	14.29% 3	4.76% 1	21
Community Outreach	19.05% 4	28.57% 6	42.86% 9	9.52% 2	21
Neighborhood Watch/ Block Captains	14.29% 3	42.86% 9	38.10% 8	4.76% 1	21
Neighborhood Associations	33.33% 7	52.38% 11	14.29% 3	0.00% 0	21
School Liaison Officers	14.29% 3	28.57% 6	52.38% 11	4.76% 1	21
Joint Community Police Partnership	9.52% 2	4.76% 1	80.95% 17	4.76% 1	21
City-wide Graffiti Efforts	4.76% 1	9.52% 2	80.95% 17	4.76% 1	21
MyStLouisPark	4.76% 1	9.52% 2	76.19% 16	9.52% 2	21
Children First	14.29% 3	38.10% 8	38.10% 8	9.52% 2	21

**Q16 If you answered "Unfamiliar" for any of the programs mentioned in Question #22, please indicate the best way the St. Louis Park Police Department can get the information to you:**

Answered: 20 Skipped: 1



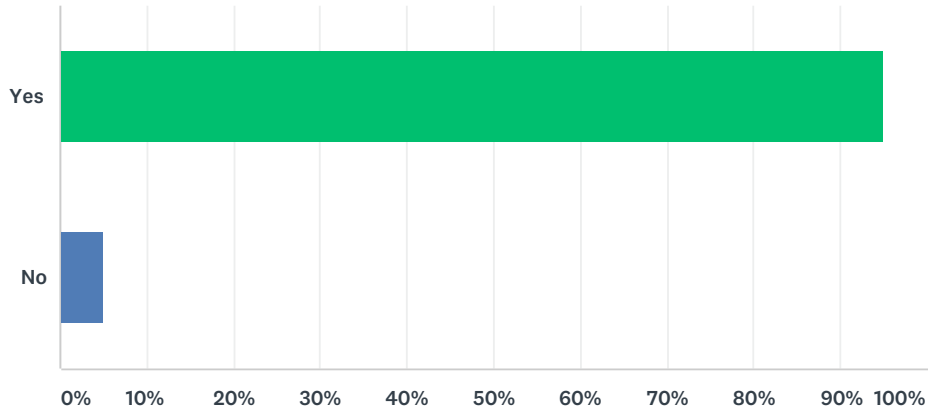
ANSWER CHOICES	RESPONSES	
Nextdoor.com	50.00%	10
Facebook	20.00%	4
Website	30.00%	6
Pick up at the Police Department	0.00%	0
Park Perspective	50.00%	10
Sun Sailor	45.00%	9
Total Respondents: 20		

**Q17 The St. Louis Park Police Department has a Facebook page. What would you like to see posted on the page?**

Answered: 12 Skipped: 9

### Q18 Should the St. Louis Park Police Department consider implementing body worn cameras to assist in providing public safety, evidence collection and transparency?

Answered: 20 Skipped: 1



ANSWER CHOICES	RESPONSES	
Yes	95.00%	19
No	5.00%	1
TOTAL		20

**Q19 Please type any additional comments, concerns, or suggestions you may have for the St. Louis Park Police Department. If there is something that you feel needs immediate attention, please call the police non-emergency phone number at 952-924-2618. If you have a concern that you would like us to contact you about, please specify the concern below and provide daytime contact information. Thank you.**

Answered: 7 Skipped: 14