





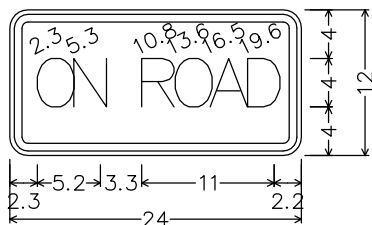


PLAN SYMBOL	COLOR	MUTCD CODE	SIZE (IN.)
	BLACK ON FLUORESCENT YELLOW-GREEN	W11-1	30 X 30
	BLACK ON FLUORESCENT YELLOW-GREEN	TYPE SPECIAL	24 X 12
	BLACK ON FLUORESCENT YELLOW-GREEN	W11-15	30 X 30
	RED ON WHITE	R7-1	12 X 18
	RED ON WHITE	R7-202P	12 X 6
	RED ON WHITE	TYPE SPECIAL	12 X 6

SIGN TYPE SPECIAL DETAIL:



1.5" Radius, 0.6" Border, 0.4" Indent, Black on Bright yellow green;
 [ON ROAD] C specified length;

NOTES:

1. ALL SIGNS MUST MEET THE LATEST REQUIREMENTS OF THE MANUAL ON UNIFORM TRAFFIC CONTROL DEVICES (MUTCD).